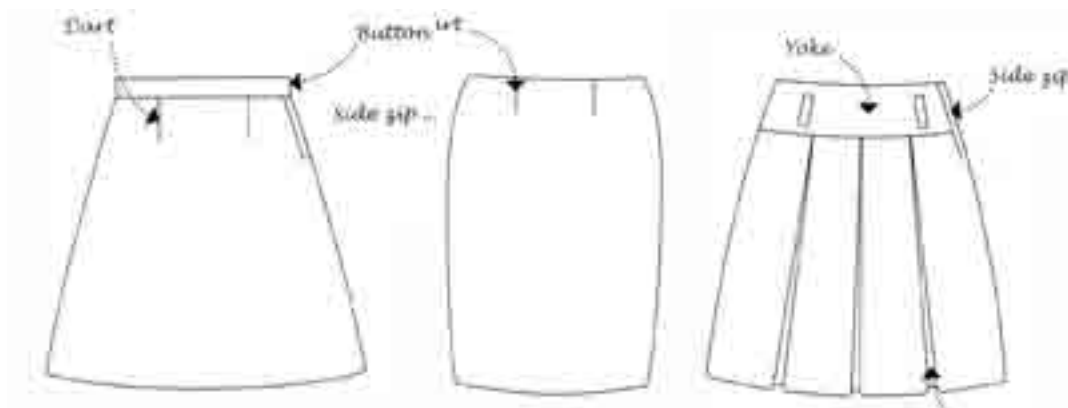


I haven't always listed techniques when they've been mentioned in previous projects.

---

## SKIRTS



Skirt 1 :

style : A-line

sewing techniques : darts, lapped side seam zip, waistband with interfacing closed by button and button hole, hand sewn hem over serged hem edge.

Variation

pattern altering : add box pleat, shorten

additional sewing technique : box pleat (decorative not opening)

Skirt 2 :

style : tapered pencil skirt

sewing techniques : darts, faced waistline, invisible CB zip, lapped back hem vent with mitered corners

Variation

pattern altering : shorten, remove hem vent

additional sewing technique : lining with machined double turned hem

Skirt 3 :

style : yoke, box pleats,

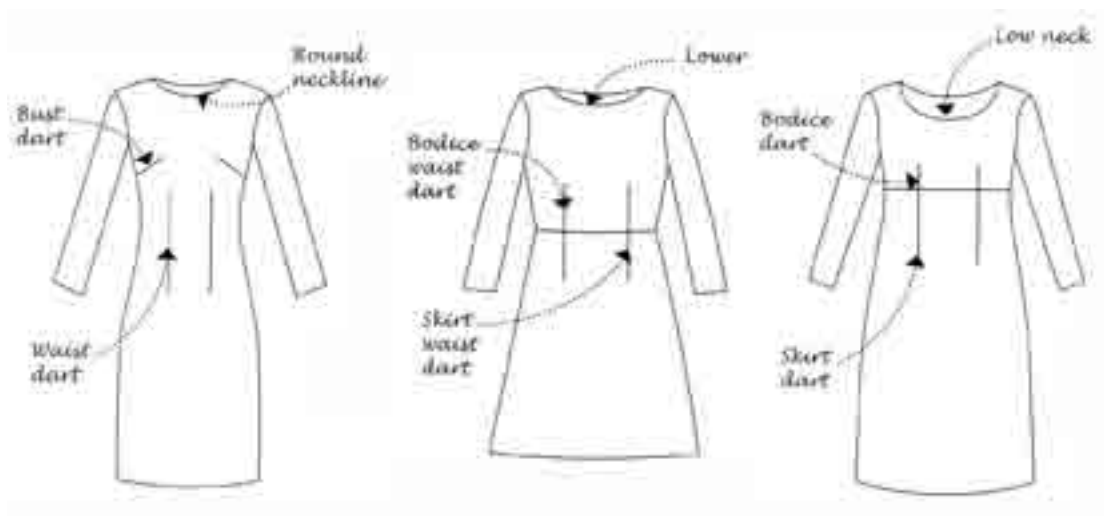
sewing techniques : box pleats, faced yoke, stitch-in-ditch to hold yoke facing, invisible side seam zip, belt loops

Variation

pattern altering : shorten

additional sewing technique : top-stitching including hem

## DRESSES



### Dress 1 :

style : jewel neck, fitted with bust and waist darts, long sleeves

(I would call this a 'sheath' dress as it is fitted. I call a 'shift' dress an unfitted style made from the casual dartless block.)

sewing techniques : 'fish eye/ contour' waist darts, CB invisible zip, interfaced neckline facing, sleeve with fitted armhole, open hem vent

### Variation 1

pattern altering : scoop neckline, make neckline facing patterns, shorten sleeves

additional sewing technique : fully lined - facing covers lining at neckline

### Variation 2

pattern altering : square neckline (no facing pattern as the dress is lined), remove hem vent, slightly flare skirt side seams.

additional sewing technique : fully lined with edge-to-edge lining at neckline

### Variation 3

pattern altering : lower neckline (no facing pattern as the dress is lined), shorten, remove hem vent.

additional sewing techniques : lining a sleeveless style, top stitching to neck and armhole edges.

### Variation 4

pattern altering : scoop neckline, lower armhole (no facing patterns as the edges are bound), shorten, widen body at side seams from armhole downwards to make looser fitting style (omit waist darts)

additional sewing techniques : bias finish to neck and armhole, machined double turn hem

Dresses etc.

Dress 2 :

style : wider neckline, waist seam, waist darts, a-line skirt, long sleeves

sewing techniques : bodice and hip darts to waist seam (no side bust darts), waist line seam, CB zip, neckline facings, fitted sleeves

Variation 1

pattern altering : shorten sleeves, widen skirt pattern for gathers

additional sewing technique : gathered skirt

Variation 2

pattern altering : same gathered skirt as Variation 1, sleeveless but no facings as dress fully lined.

additional sewing technique : lining with gathered skirt

Variation 3

pattern altering : draw cutting lines for bare shouldered bodice with straps, make wider gathered skirt than for Variation 1

additional sewing techniques : interface bodice fashion fabric, bodice lined (3 layers to bodice), skirt not lined, bias trim on shaped bodice upper edge, straps, 2 fashion fabrics, gathered skirt

Dress 3 :

style : scoop neck, empire line dress with under-bust seam, bodice and hip darts to waist seam (no side bust darts), slightly a-line skirt, long sleeves,

sewing techniques : CB zip, neckline facing, fitted sleeves, open hem vent

Variation 1

pattern altering : add waist tucks to skirt, remove hem vent

additional sewing techniques : tucks in skirt, lining for sleeveless style

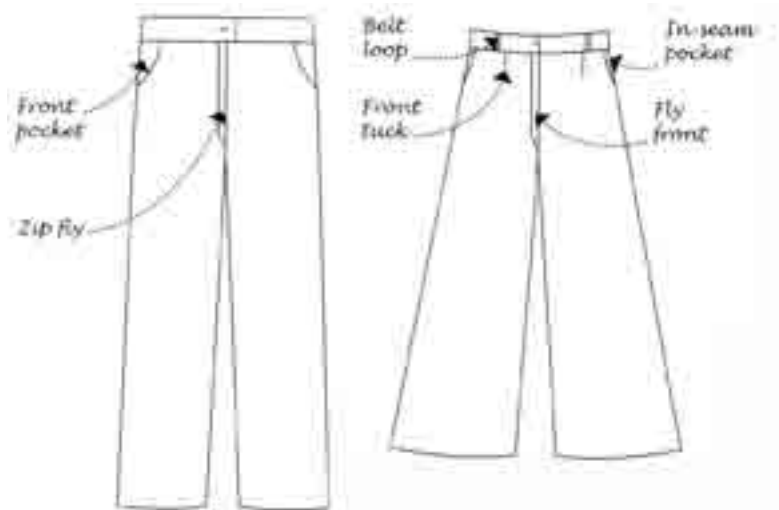
Variation 2

pattern altering : draw bodice upper line for strapless style, flare and lengthen skirt and add train.

additional sewing techniques : bodice fashion fabric interfaced, bodice support boning attached to separate bodice underlining, bodice and skirt linings attached separately (4 layers to bodice)

-

## TROUSERS (pants)



### Trousers 1 :

style : flat front, back darts, straight legs, curved waistband, slant pockets

sewing techniques : interfaced shaped waistband, trouser hook closure, faced fly zip, slanted side pockets

### Variation

pattern altering : shorten, taper legs

additional sewing technique : open side seam hem vents

### Trousers 2 :

style : wide legged 'palazzo', front tucks, back darts, straight waistband with belt carriers, side seam pockets

sewing techniques : tucks, waistband using waistband interfacing, belt loops, faced fly zip, side seam pockets

### Variation

pattern altering : shorten, widen front to deepen tuck

additional sewing techniques : button and buttonhole waistband closure, machined double fold hem

-

## TOPS



### Top 1 :

style : fitted shell, faced jewel neck, long sleeves, CB zip

sewing techniques : faced neckline with top-stitching, bust darts, CB zip, fitted sleeves, top-stitched hem

### Variation 1

pattern altering : convert to back without CB seam, lower front neck, mark for front slash opening, flare lower sleeves, cut ties from measurements.

additional sewing techniques : sheer fabric made with french seams, slashed front opening with bias edging, strip around neck extends into ties for closure, wide lower sleeves gathered by elastic casing at wrist.

### Variation 2

pattern altering : V-neck with facing pattern, lengthen body and widen at side seams below underarm, widen sleeves from underarm

additional sewing techniques : interfaced top-stitched V-neck, CB zip

### Top 2 :

style : blouse, front armhole princess seams, back yoke and waist darts, front buttons up to collar, one piece collar, fitted sleeves with cuffs

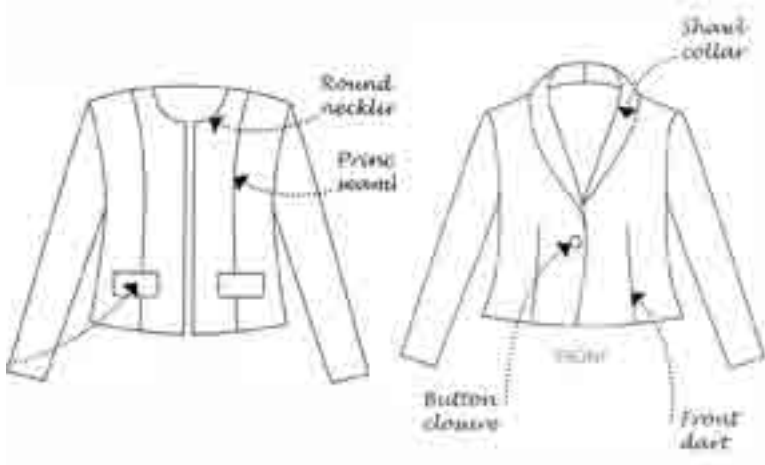
sewing techniques : armhole princess curved seams, back darts, unlined back yoke, cut-on front facing with buttons and buttonholes, one-piece collar mimicking band collar shape, fitted sleeves with bias bound placket opening and cuffs

### Variation

pattern altering : round corners of collar, remove back yoke, shorten sleeves, widen sleeves from sleeve head to hem to make puffed style, sleeve band cut from measurements

additional sewing techniques : sleeves have gathered sleeve head and lower edge gathered to band

## JACKETS



### Jacket 1 :

style : 'Chanel' type boxy jacket, front and back shoulder princess seams, jewel neckline, no front overlap or closure, fitted one-piece sleeves

sewing techniques : separate facing pieces for front and neckline, understitched facings, bias bound inside seams/ facings/ hems (no lining), decorative pocket flaps, decorative grosgrain ribbon trim

### Variation

pattern : patterns included for collar, and back, front, sleeve lining,

additional sewing techniques : make and apply collar, make darts and tucks in lining, interface facings and hem, construct lining from fashion fabric facings around lining fabric, decorative fringe round edges, apply lining edge-to-edge leaving a gap at CB, turn, and close gap

### Jacket 2 :

style : shawl collar, front shoulder dart, front and back waist darts, front button closure, fitted one-piece sleeves

sewing techniques : shawl collar, serged seam finishes (no lining), separate front, neckline and body hem facings, top-stitched edges, buttonhole, covered shoulder pads

### Variation

pattern : patterns included for pocket, and back, front, sleeve lining,

additional sewing techniques : lined patch pockets, lining as for jacket 1 variation except body and sleeve lining hems hand sewn separately, decorative braid trim

---

### Sewing techniques in re-vamping section :

adding a contrast band to a hem

changing jeans to a skirt

Peter Pan collar

adding sequins, beads, fabric flowers

adding ribbon neckline trim to knit cardigan